





## BERSE AVAILABLE SIZES

Sizes	Type	Style	Finish	Thickness	Sqft/Carton	Pieces/Box	Recommended Grout Joint
12x24	Porcelain	Non-Rectified	Matte	1/4"	14.25	7	Min. 1/8"
12x12	Porcelain	Mosaic 2x2	Matte	1/4"	6	6	

## BERSE TILE PERFORMANCE DATA

Physical Properties	Standard	Results
Dynamic Coefficient of Friction	D.C.O.F. > 0.42	≥0.42
Water Absorption	ISO 10545-3	E ≤ 0.5%
Breaking Strength	ISO 10545-4	> 1300 N
MOH's Hardness	EN 0	(Graphite) 5 (Grey) 4 (Nocce) 4
Chemical Resistance (Acid & Bases) (Household Chemicals)	ISO 10545-13	GLA GA
Stain Resistance	ISO 10545-14	5



# PRODUCT DESCRIPTION



---

[Home](#) / [Porcelain & Ceramic Tile](#) / Berse









## BERSE

\$0.00

- [Description](#)
- [Additional information](#)

STOCKED IN LINCOLN, NE

### AVAILABLE COLORS

Graphite  
Grey  
Nocce

Please contact the office for availability. [402-475-1300](tel:402-475-1300)

## RECOMMENDED INSTALLATIONS

Floor  
Wall  
Exterior

## SHARE THIS STYLE



[GENERATE PDF](#)

## ADDITIONAL INFORMATION

Color	<a href="#">Beige &amp; Cream</a> , <a href="#">Grey</a> , <a href="#">White</a>
Material	<a href="#">Stone</a>
Finish	<a href="#">Matte</a>
Price	\$

Berse quantity

Add to cart

SKU: berse

Categories: [Porcelain & Ceramic Tile](#), [Trade Professionals](#)

## BERSE AVAILABLE SIZES

Sizes	Type	Style	Finish	Thickness	Sqft/Carton	Pieces/Box	Recommended Grout Joint
12x24	Porcelain	Non-Rectified	Matte	1/4"	14.25	7	Min. 1/8"
12x12	Porcelain	Mosaic 2x2	Matte	1/4"	6	6	

## BERSE TILE PERFORMANCE DATA

Physical Properties	Standard	Results
Dynamic Coefficient of Friction	D.C.O.F. > 0.42	≥0.42
Water Absorption	ISO 10545-3	E ≤ 0.5%
Breaking Strength	ISO 10545-4	> 1300 N (Graphite) 5 (Grey) 4 (Nocce) 4
MOH's Hardness	EN   0	
Chemical Resistance (Acid & Bases) (Household Chemicals)	ISO 10545-13	GLA GA
Stain Resistance	ISO 10545-14	5

## RELATED PRODUCTS




## CEMENTONIA

\$0.00



## SARK STEEL

\$0.00



**CORCHO**

\$0.00